



## **Part One – Stars in my Eyes** **Spring MQ 2023**

© 2023 Designs by Lori Dickman

*Level: Confident Beginner*

**Dimensions of Quilt:** 63” x 63” (including 6” borders)

**Finished Block size:** 12” x 12”

With all my Mystery Quilt classes, you can use your scrap stash! For those of you who may not have your scraps cut, organized & ready to use, watch my video (link [HERE](#)) which teaches you how! However, you may also use yardage from your favorite fabric lines! Simply cut your favorite yardage into the size requirements noted for each block and the border.

On the first Monday night class, I will go over the selection of scraps as well as the selection of yardage. I'll be demonstrating both types of blocks for you each week (one using scraps and one using yardage).

Please note that I live in the Chicago-land area which is **Central Standard Time Zone (USA)**, or **UTC-06:00**, so the start time for our Monday night Mystery Quilt classes will be **7:00PM “Central” (CST in USA – Chicago time!)**.

*Be sure to determine what time it is in your Time Zone based on Central Standard Time... (i.e. EST = one hour ahead of CST; MST = one hour behind CST, etc., etc.)*

ALL students will also be able to watch each step of the Mystery Quilt Class out on my [website](#) AND on my [YouTube Channel](#). So, even if you miss a class or two, no worries! You won't miss a single thing because you will be able to watch the videos over and over at your leisure. The PDF's will also be posted on my website, as well as on the corresponding YouTube videos. Link to the Blog location on my website for the Mystery Quilt is [HERE](#).

\*\*\*\*\*

The Zoom link is noted below for Each of the Monday night classes at 7:00 PM April 3, April 10 & April 17, 2023:

**Join Zoom Meeting:**

<https://us02web.zoom.us/j/89088798774?pwd=M2tZb1k0cW1PL3FnSGFwWk5PT0ZEUT09>

Meeting ID: 890 8879 8774

Passcode: 485318

\*\*\*\*\*



**Fabrics required for the Mystery Quilt:**

Light: 3 yards

Medium Fabrics: 1 ¼ yards

Dark Fabrics: 2 yards

Backing: Approx. 4 yards (pieced)      Binding: ½ yard

\*\*\*\*\*

**Directions for Block A: Make 9**

**Lights** (Lights are often thought of as “background” fabric): (36) 3.5” squares, (36) 4” squares for HST’s.

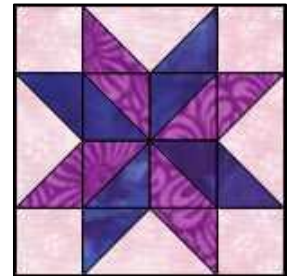
**Mediums:** (36) 4” squares for HST’s

**Darks:** (36) 4” squares for HST’s

**Directions:**


**Block A: (Make 9 Block A’s)**

The star points and the pinwheel centers will be made using HST’s. Create the HST’s using the 4” squares...



Make a total of (12) HST Units For **EACH BLOCK A:**

Make (4) Lt/Med HST’s; 

Make (4) Lt/Dark HST’s; 

Make (4) Med/Dark HST’s 

**How to make HST units using the 4” squares:**

- Place (2) 4” squares RST [Light w/Med; Light w/Dark; Med w/Dark]
- Draw a diagonal line across the square.
- Sew scant ¼” SA on EACH side of drawn line.
- Cut on drawn line.
- Press toward the Dark seams.
- **SQUARE UP each HST to 3.5”** using your favorite square up ruler.



Now, we will lay out the block as follows and sew the rows together.

**Layout Block A as follows:**



**Row One:** 3.5” Light square; 3.5” Lt/Med HST; 3.5” Lt/Dark HST; 3.5” Light square.



**Row Two:** 3.5” Lt/Dark HST; 3.5” Med/Dark HST; 3.5” Med/Dark HST; 3.5” Lt/Med HST. (NOTE: Be sure to orient EACH HST unit within the row in the correct position).



**Row Three:** 3.5” Lt/Med HST; 3.5” Med/Dark HST; 3.5” Med/Dark HST; 3.5” Lt/Dark HST. (Again, be sure to orient EACH HST unit correctly within the row.)

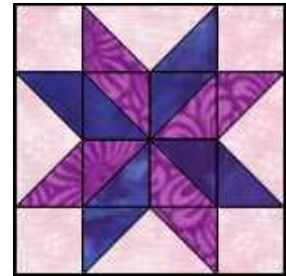


**Row Four:** 3.5” Light square; 3.5” Lt/Dark HST; 3.5” Lt/Med HST; 3.5” Light square.

Sew the (4) rows together for each block.

**Square up each Block A to 12.5” square.**

Make a total of **(9)** Block A’s.



See you next week for “Block B” of the “Stars in My Eyes” Mystery Quilt!

Lori Dickman  
[quiltingwithlori@gmail.com](mailto:quiltingwithlori@gmail.com)  
[QuiltingwithLori.com](http://QuiltingwithLori.com)  
[Lori’s YouTube Channel](#)

\*\*\*\*\*

The Zoom link is noted below for Each of the Monday night classes at  
7:00 PM April 3, April 10 & April 17, 2023:

**Join Zoom Meeting:**

<https://us02web.zoom.us/j/89088798774?pwd=M2tZb1k0cW1PL3FnSGFwWk5PT0ZEUT09>

Meeting ID: 890 8879 8774

Passcode: 485318

\*\*\*\*\*