




# Sampler Quilt Beginner Quilt Class 2023

©2023 Designs by Lori Dickman

Quilt Size: 53" x 41"

Block Size: 9" (finished); Cornerstones: 3" (finished); Sashing: 3" x 12" (finished)



## Fabric Requirements:

Background (Light blue): 1 – ¼ yards

Bright blue: 1/8 yard

Medium pink (B): ½ yard

Backing: 2 yards

Medium blue (A): 1/8 yard

Light pink: 3/8 yard

Dark pink: 1/8 yard

Binding: ½ yard

Medium blue (B): 7/8 yard

Medium pink (A): 7/8 yard

Batting: Approx. 60" x 45"

## Part One: Rail Fence Block


### Cut:

Light Blue: (4) 1-5/8" x 5" strips

Light Pink: (4) 1-5/8" x 5" strips

Medium Pink: (4) 1-5/8" x 5" strips

Dark Pink: (4) 1-5/8" x 5" strips



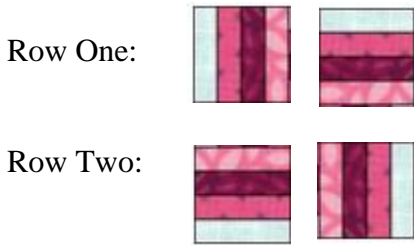
### Directions:

Sew (1) each of the Light Blue, Light Pink, Medium Pink and Dark Pink strips together to make a Rail Fence Unit. Make a total of (4) of these units.




**Lay out the Block:**

Lay out the block in 2 rows of 2 units, being sure to orient each unit as shown in diagram.



Sew the units as shown in diagram:



Then, sew the block together as a 4-patch.

Press the seam allowances toward the dark. (See video.)

Square up the block to 9.5”.

**Schedule: Beginner Quilt Sampler YouTube classes will post on [youtube.com/@quiltingwithlori](https://youtube.com/@quiltingwithlori) as follows:**



**Part Two:** Square in a Square Variation (August 26, 2023)



**Part Three:** Double Monkey Wrench (September 9, 2023)



**Part Four:** Flying Geese Block (September 23, 2023)



**Part Five:** Log Cabin Block (October 14, 2023)



**Part Six:** Kaleidoscope Block (October 28, 2023)



**Part Seven:** School House Block (November 11, 2023)



**Part Eight:** Ohio Star Block (November 25, 2023)



**Part Nine:** Sunshine Block (December 9, 2023)



**Part Ten:** Butterfly (Fusible Applique technique) (December 30, 2023)



**Part Eleven:** Hawaiian Applique (Needle-turn) (January 13, 2024)



**Part Twelve:** Stained Glass Heart Block (January 27, 2024)



**Part Thirteen:** Cornerstones & Sashing (February 3, 2024)



Beginner Sampler Quilt Class – 2023

Lori Dickman;

[QuiltingWithLori.com](http://QuiltingWithLori.com)



**Part Fourteen:** Piecing the quilt with sashes & the border (February 24, 2024)

You can participate and create as many of the blocks as you like. Maybe you'd like to just use a few of the block designs to create your quilt! Have fun! This is YOUR Quilt!

Learn to quilt with a friend or family member! Invite someone to join you, and...

**Let's get started!**

This pattern may not be copied or reproduced in any way without permission from the author.

© 2023 Designs by Lori Dickman

LD/BQSC 042

